

# Welcome to Kindergarten!

Please complete this packet and work on the following skills before our first day of school!

We can't wait to meet you!



Your student should be able to do the following things before the first day of kindergarten....

- Say and write first name
- Recognize letters in their first name
- Recognize most uppercase letters
- Recognize most lowercase letters
- Recognize some letter sounds
- Recognize numbers 0-10
- Count to 20
- Work on memorizing the first 10 sight words
- Able to use the restroom by themselves
- Able to raise their hand to ask for help
- Able to play nicely with others
- Able to look at a book independently
- Able to clean up toys
- Able to cut with scissors
- Able to write with a pencil
- Zips up their coat on their own

### Tips and Activities to Help Prepare Your Child

- Give your child small chores to learn responsibility
- Help your child learn to follow directions by giving simple steps
- Encourage your child to share
- Praise your child when he or she does something well
- Provide guidance when your child is having difficulty

# Uppercase Letter Flashcards

A

B

C

D

E

F

G

H

I

J

K

L

M

N

O

P

Q

R

S

T

U

V

W

X

Y

Z



# Lowercase Letter Flashcards

a

b

c

d

e

f

g

h

i

j

k

l

m

n

o

p

q

r

s

t

u

v

w

x

y

z





# Number Flashcards

0

1

2

3

4

5

6

7

8

9

10

11

12

13

14

15

16

17

18

19

20

# Sight Word Flashcards

the

of

and

to

a

in

is

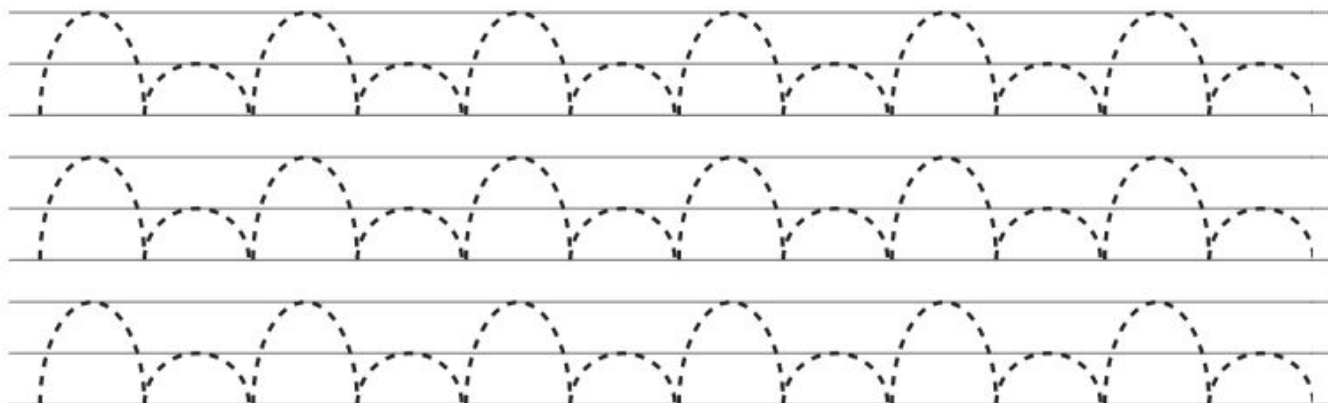
you

that



it



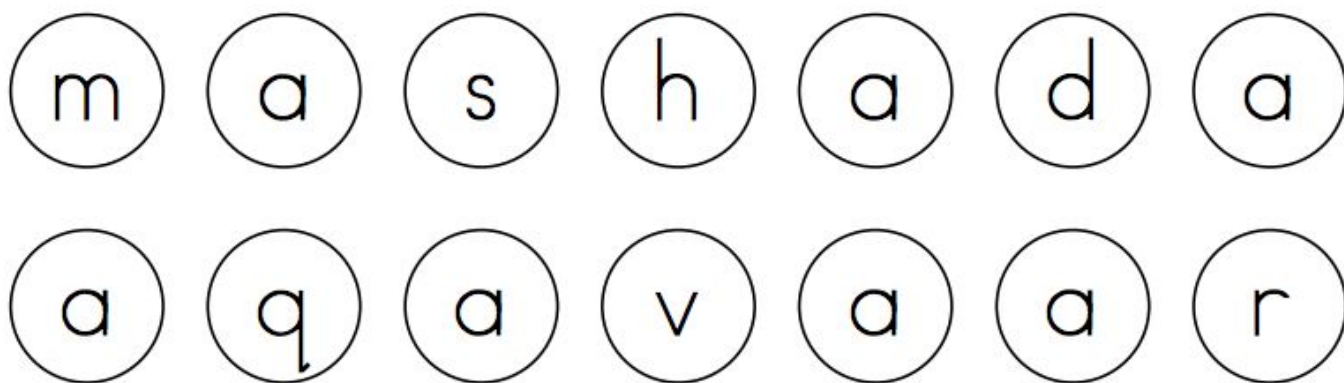
Trace the lines.



Color the pictures red.



Color the letter "a".



Write your name three times.

\_\_\_\_\_

\_\_\_\_\_

\_\_\_\_\_



\_\_\_\_\_

\_\_\_\_\_

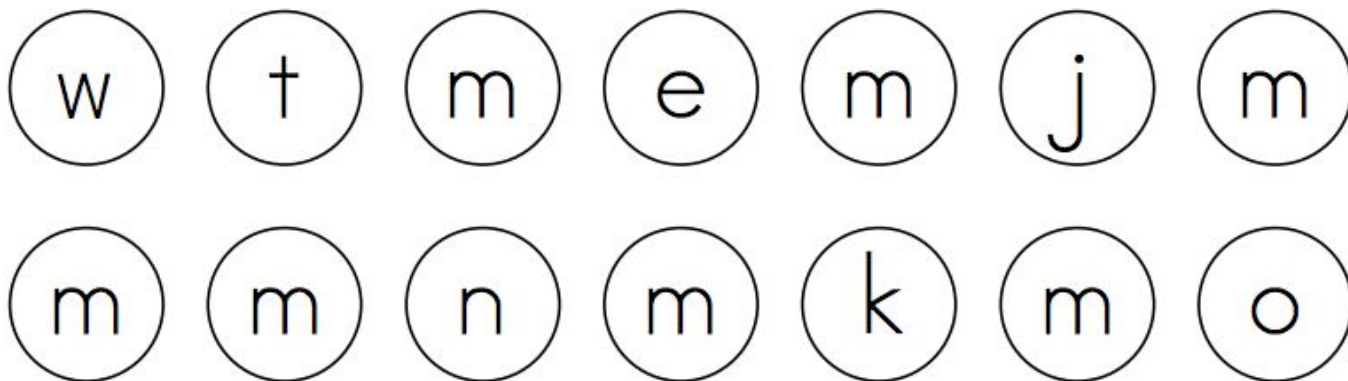
\_\_\_\_\_

\_\_\_\_\_

Color the pictures yellow.



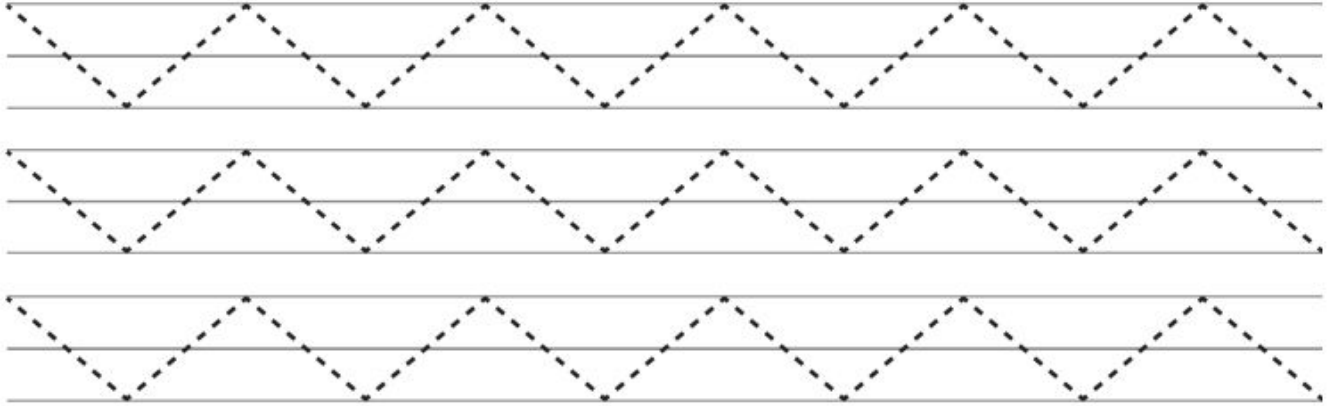
Color the letter "m".





Name: \_\_\_\_\_

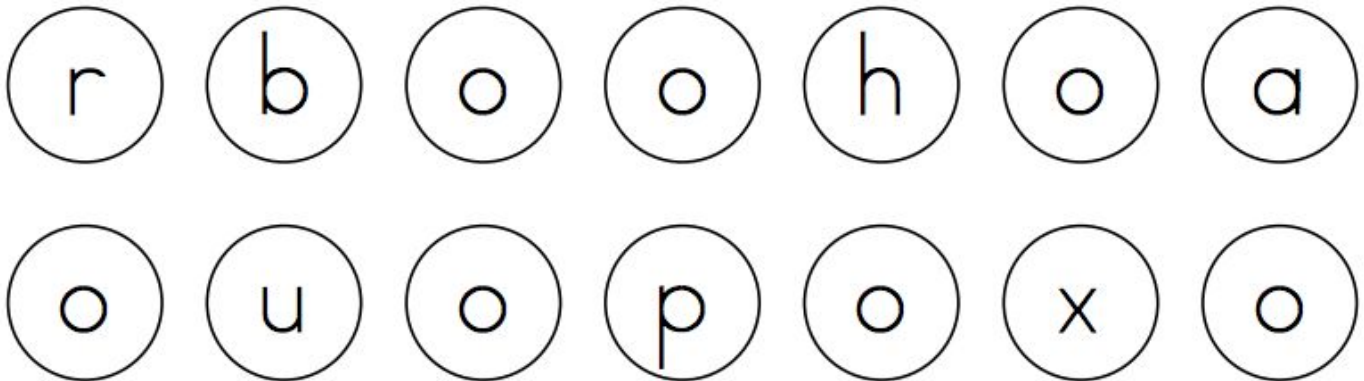
Trace the lines.



Color the pictures gray.



Color the letter "o".





Name: \_\_\_\_\_

Write your name three times.

\_\_\_\_\_

\_\_\_\_\_

\_\_\_\_\_

\_\_\_\_\_




\_\_\_\_\_

\_\_\_\_\_

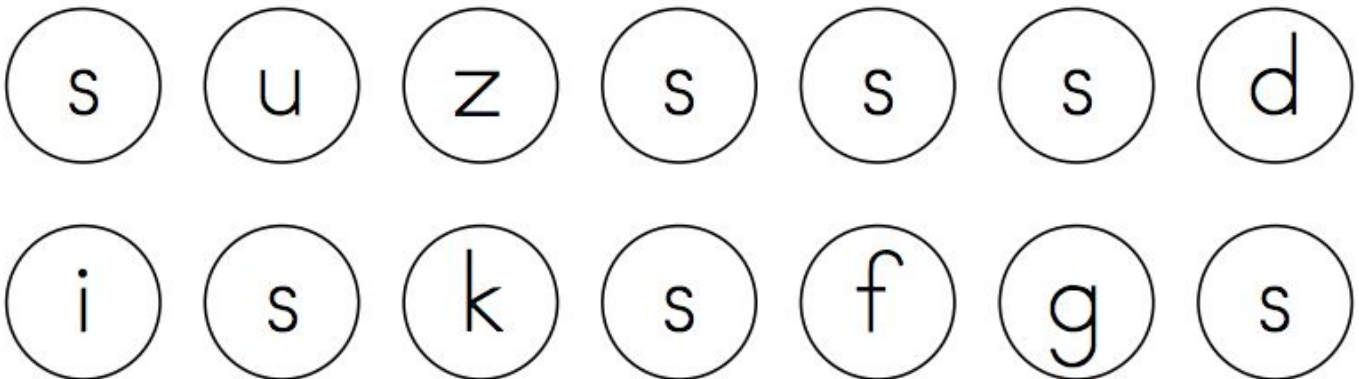
\_\_\_\_\_

\_\_\_\_\_

Color the pictures blue.



Color the letter "s".

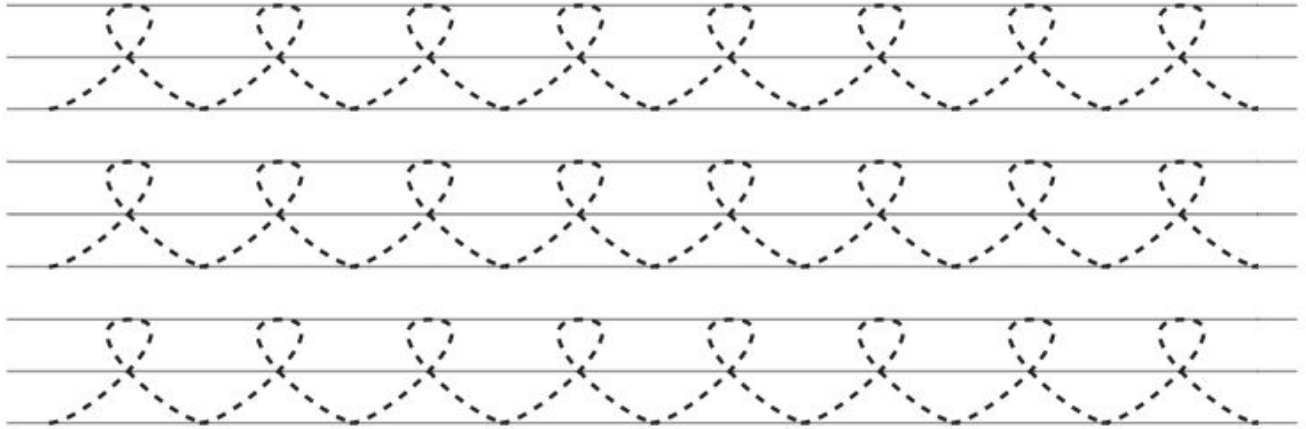








Name: \_\_\_\_\_

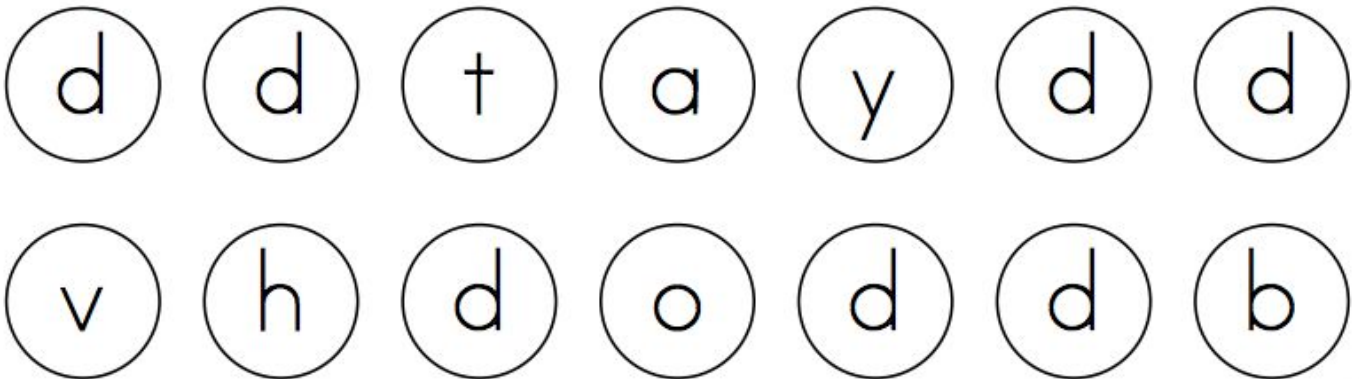
Trace the lines.



Color the pictures green.

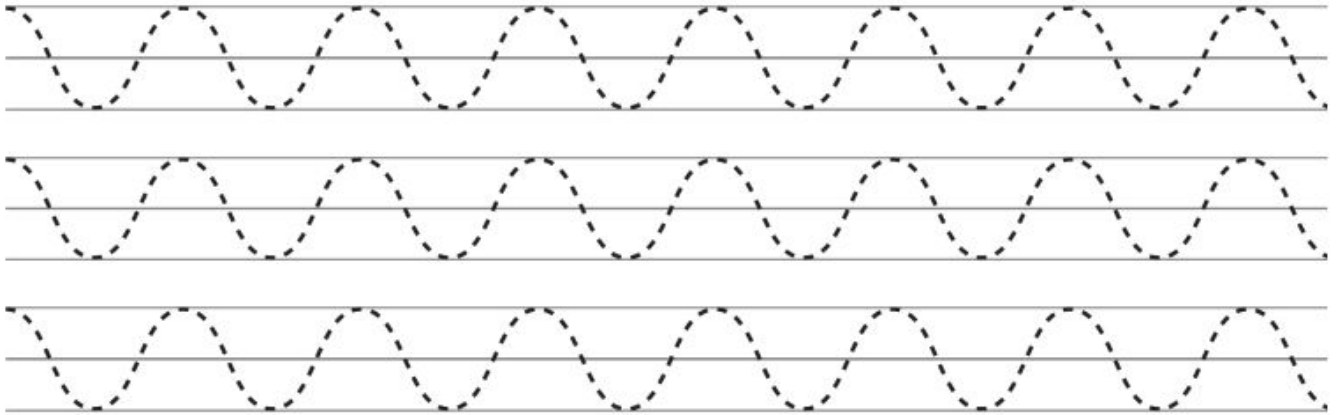


Color the letter "d".





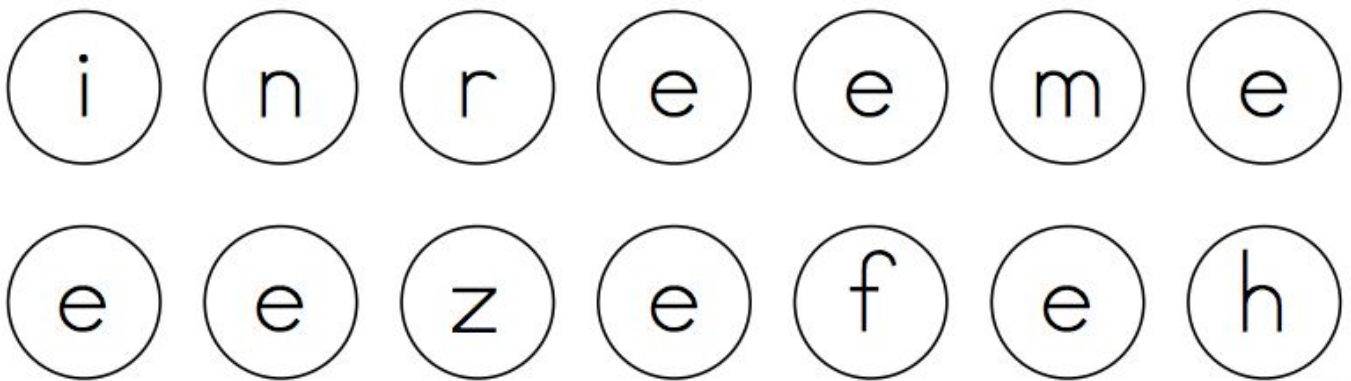
Trace the lines.



Color the pictures orange.



Color the letter "e".





Name: \_\_\_\_\_

Write your name three times.

\_\_\_\_\_

\_\_\_\_\_

\_\_\_\_\_

\_\_\_\_\_


\_\_\_\_\_

\_\_\_\_\_

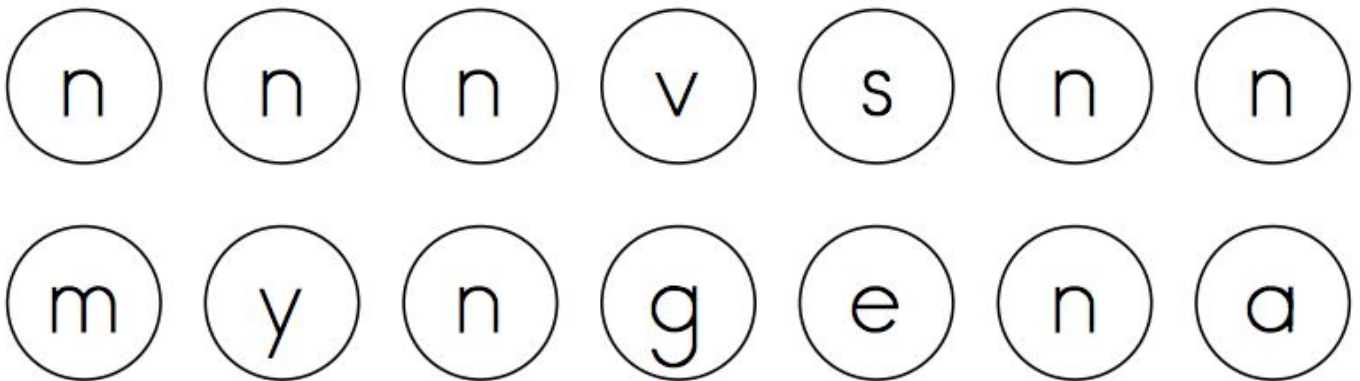
\_\_\_\_\_

\_\_\_\_\_

Color the pictures black.



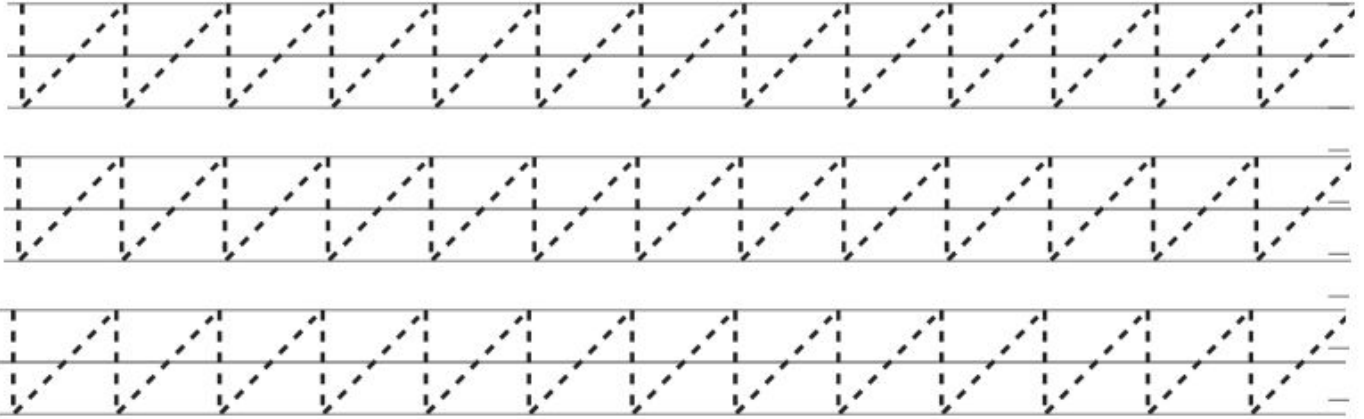
Color the letter "n".






Name: \_\_\_\_\_

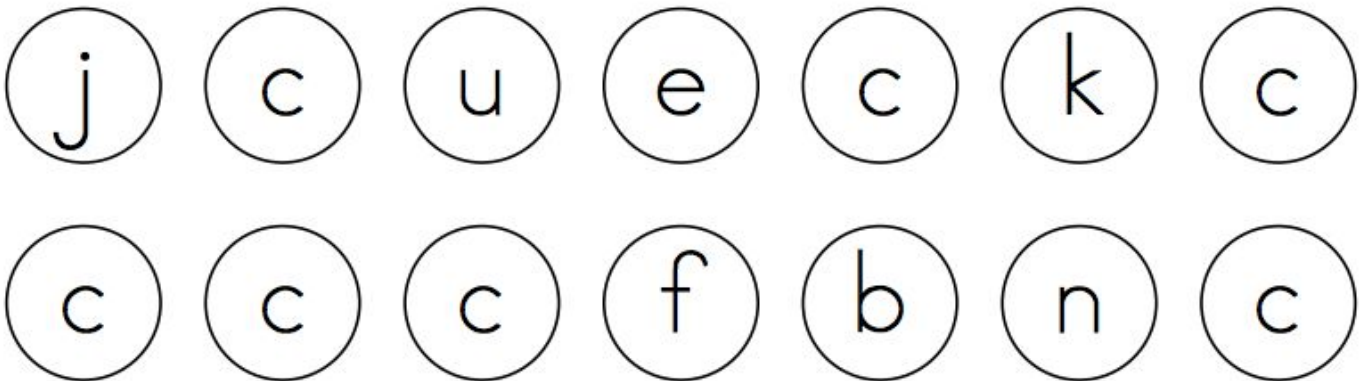
Trace the lines.



Color the pictures purple.



Color the letter "c".





Write your name three times.

\_\_\_\_\_

\_\_\_\_\_


\_\_\_\_\_

\_\_\_\_\_

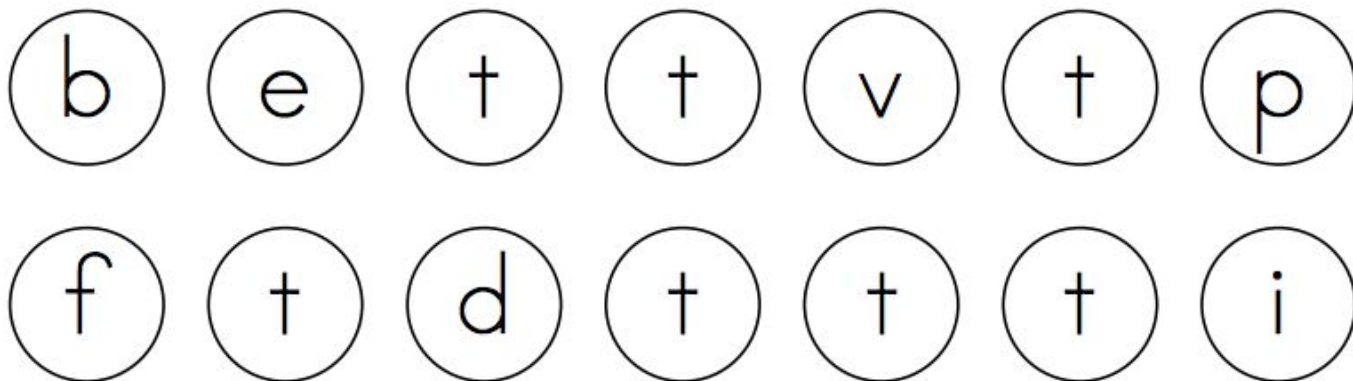
\_\_\_\_\_

\_\_\_\_\_

Color the pictures pink.




Color the letter "t".



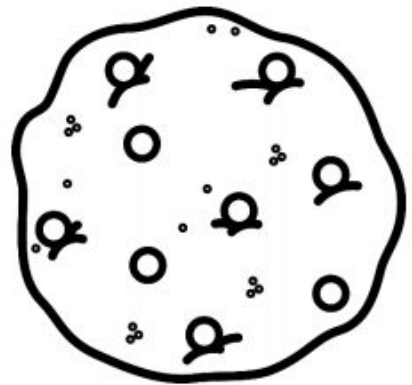


Name: \_\_\_\_\_

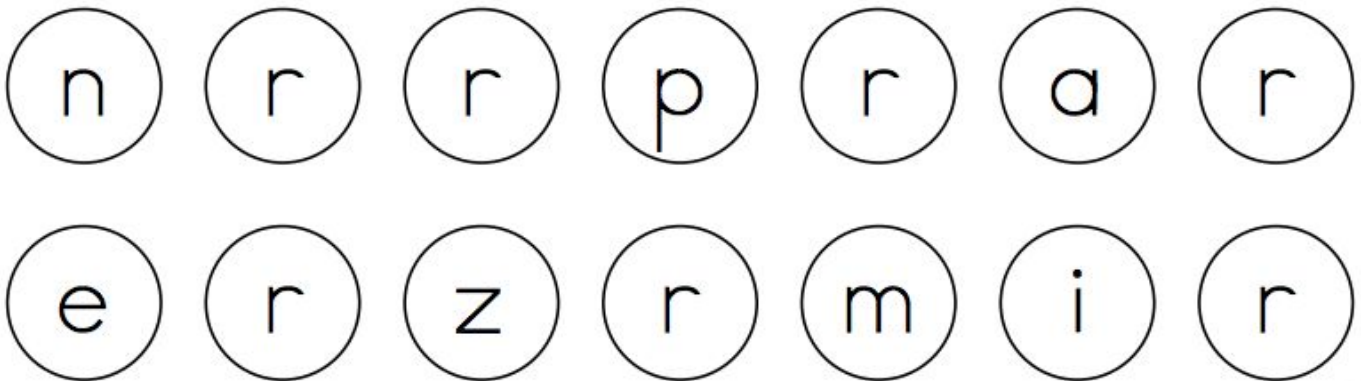
Trace the lines.



Color the pictures brown.



Color the letter "r".



Name: \_\_\_\_\_

Directions. Color the matching  
uppercase and lowercase letters  
the same color.

# Letter Races




Name: \_\_\_\_\_

# Letter Line Up!

Directions. Trace the letters. Fill in the missing letters.

A B C D E F G H I J K L M N O P Q R S T U V W X Y Z









A			D	
	G	H		
K				O
	Q			T
	V			
X		Z		



Name: \_\_\_\_\_

# Letter Match


Directions: Dab or color the matching lowercase letter. Write the letters on the line.

 M	<table border="1"><tr><td>m</td><td>c</td></tr></table> M m	m	c	 B	<table border="1"><tr><td>w</td><td>b</td></tr></table> _____	w	b
m	c						
w	b						
 R	<table border="1"><tr><td>r</td><td>f</td></tr></table> _____	r	f	 T	<table border="1"><tr><td>o</td><td>t</td></tr></table> _____	o	t
r	f						
o	t						
 P	<table border="1"><tr><td>c</td><td>p</td></tr></table> _____	c	p	 E	<table border="1"><tr><td>e</td><td>v</td></tr></table> _____	e	v
c	p						
e	v						
 S	<table border="1"><tr><td>x</td><td>s</td></tr></table> _____	x	s	 A	<table border="1"><tr><td>a</td><td>u</td></tr></table> _____	a	u
x	s						
a	u						

Name: \_\_\_\_\_

# Apple Sort

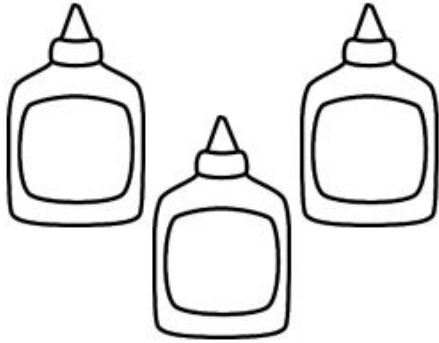
Directions: Color the apples with letters red. Color the apples with numbers green.



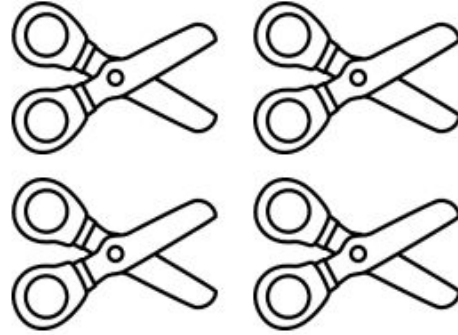
Name: \_\_\_\_\_

# Count and Color

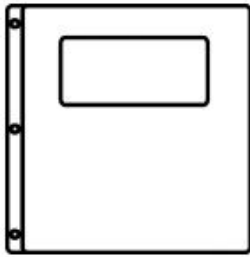
Directions: Count each set of objects.  
Dab or color the number to show how many.



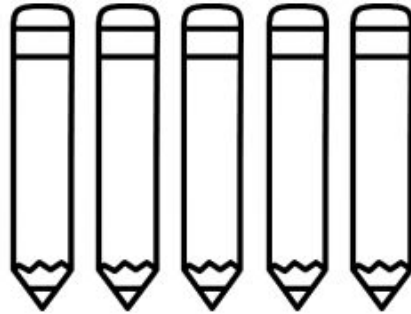
3
2



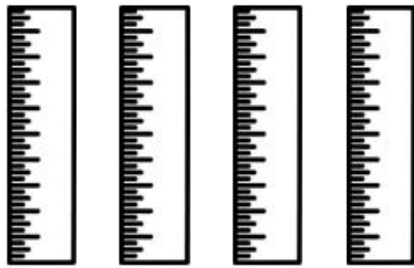
3
4



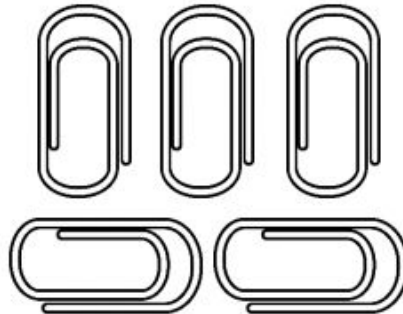
2
1



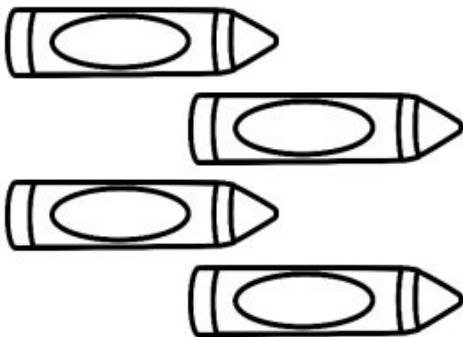
4
5



4
3



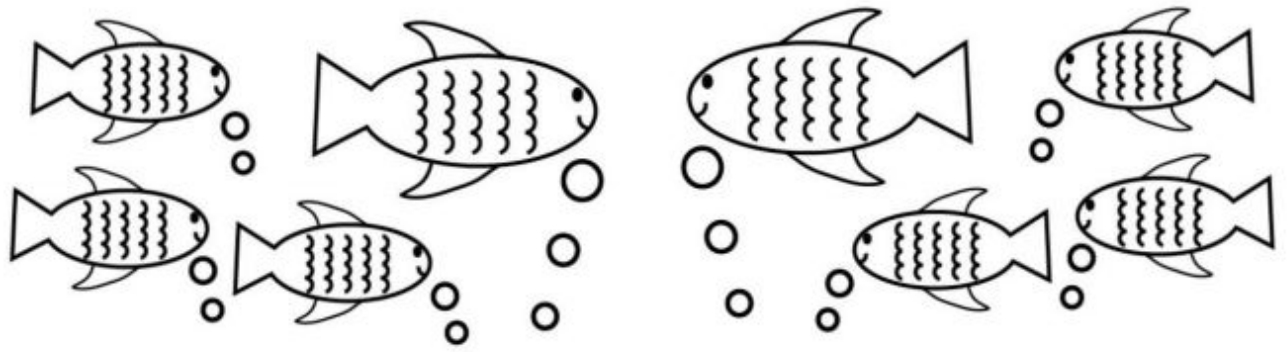
5
3



5
4



2
1



A B C D E


F G H I J

K L M N O

P Q R S T

U V W X Y

Z

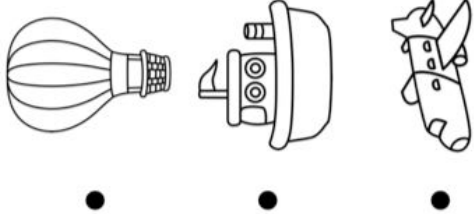
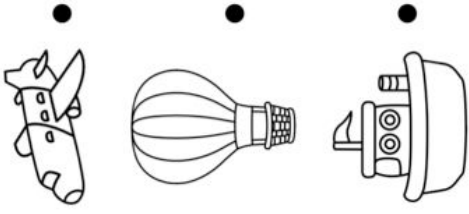


Read and match.

M •  
D •  
U •  
P •  
E •

• D  
• E  
• M  
• U  
• P

Draw a line to match.



Trace the letters.

F

F

D

P

B

R

Trace the numbers.

1

2

3

4

5

6

7

8

9

10




Read and match.

F •  
J •  
K •  
Q •  
V •

V •  
Q •  
J •  
F •  
J •

Draw a line to match.



Trace the letters.

N M H  
K L U

Trace the numbers.

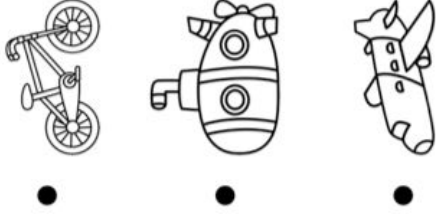
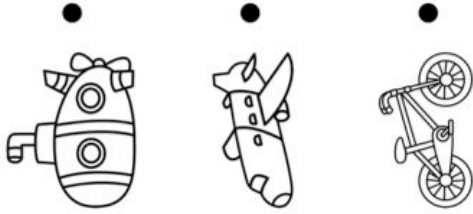
1 2 3 4 5  
6 7 8 9 10

Read and match.

K •  
Y •  
R •  
E •  
B •

• R  
• Y  
• B  
• E  
• K

Draw a line to match.



Trace the letters.

O Q G S  
A I T J

Trace the numbers.

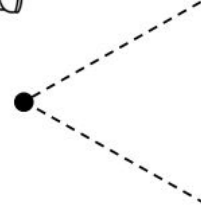
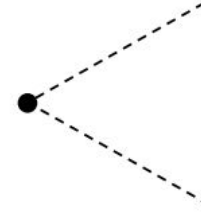
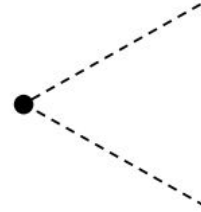
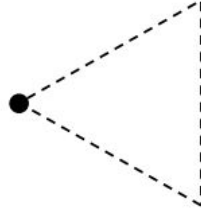
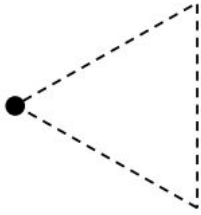
1 2 3 4 5  
6 7 8 9 10

Name: \_\_\_\_\_

# Triangle



Trace the shape:




Draw the shape:



Color the word.


triangle

Draw an object using the shape.





Name: \_\_\_\_\_



# Rectangle



Trace the shape:




Draw the shape:




Color the word.

rectangle

Draw an object using the shape.








Name: \_\_\_\_\_



# Square



Trace the shape:




Draw the shape:




Color the word.

# square

Draw an object using the shape.



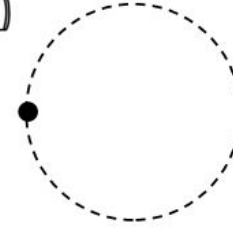
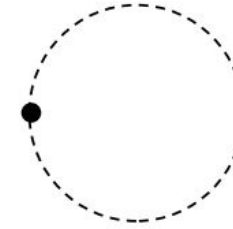
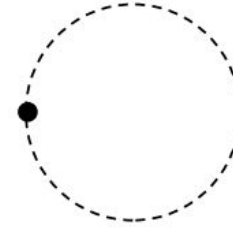
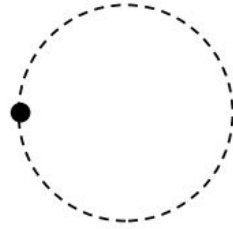
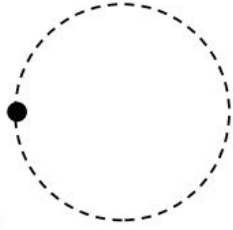
Name: \_\_\_\_\_



# Circle



Trace the shape:



Draw the shape:




Color the word.



# circle

Draw an object using the shape.

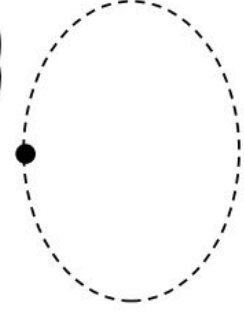
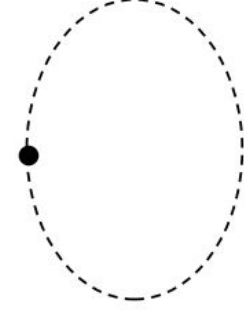
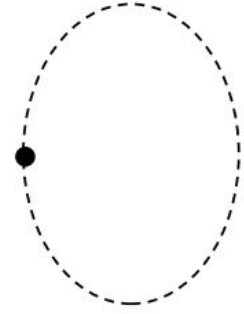
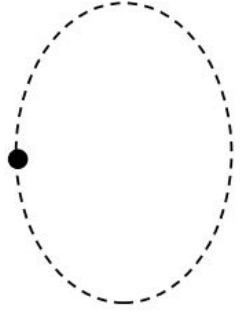
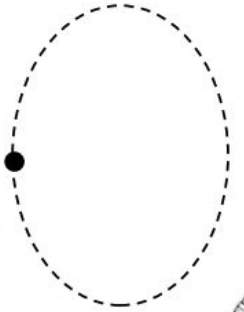


Name: \_\_\_\_\_



# Oval

Trace the shape:




Draw the shape:





Color the word.

# Oval

Draw an object using the shape.




Count the pictures and circle the correct number.





Count the items and write in the  
box:




Count the items and write in the box:




# Leaf Counting

1 2 3 4 5 6 7 8 9 10




How many? \_\_\_\_\_




How many? \_\_\_\_\_




How many? \_\_\_\_\_




How many? \_\_\_\_\_




How many? \_\_\_\_\_



How many? \_\_\_\_\_



How many? \_\_\_\_\_



How many? \_\_\_\_\_



Name \_\_\_\_\_ Date \_\_\_\_\_

Sunday Monday Tuesday Wednesday Thursday Friday Saturday



# Beginning Sounds


For each set, say the name of each picture then pick the beginning sound they share.



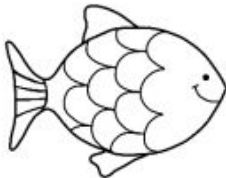
b p d



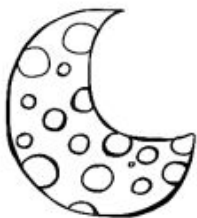
o g w



l u r



t f k



m n e

Name \_\_\_\_\_

Date \_\_\_\_\_

Sunday Monday Tuesday Wednesday Thursday Friday Saturday



# Sound it Out

For each set, say the name of each picture then pick the beginning sound they share.



y

n

k



c

k

h



a

s


d



j

p

s



w

i

l


Name \_\_\_\_\_ Date \_\_\_\_\_


Sunday Monday Tuesday Wednesday Thursday Friday Saturday


# Color by Sound


Color the beginning sound of each picture.





		
m	p	x


		
a	s	o


		
c	f	n


		
t	v	r


		
c	y	k


		
f	w	g


		
j	q	k

		
u	h	p

		
i	r	e

		
b	d	f

		
f	s	o

		
a	e	u