

2nd Grade Summer Packet

Welcome to 2nd Grade at Imagine Bella Academy! Attached is the summer packet to help your child prepare for 2nd Grade. This does count for a grade in the 1st quarter.

One of our summer reading books is My Teacher is a Monster. This book can be found at your local library, bookstore, or online. Students are expected to read an additional 2-3 books. They should complete one activity to go along with each book.

Here are other skills your child should work on over the summer:


High Frequency Sight Words (list attached)

Addition and subtraction facts 0-20

Place Value (ones, tens, hundreds)

Telling Time

I can't wait to see you next year!!



Second Grade

- | | | | |
|----------------------------------|------------------------------------|-----------------------------------|------------------------------------|
| <input type="checkbox"/> every | <input type="checkbox"/> left | <input type="checkbox"/> until | <input type="checkbox"/> idea |
| <input type="checkbox"/> near | <input type="checkbox"/> don't | <input type="checkbox"/> children | <input type="checkbox"/> enough |
| <input type="checkbox"/> add | <input type="checkbox"/> few | <input type="checkbox"/> side | <input type="checkbox"/> eat |
| <input type="checkbox"/> food | <input type="checkbox"/> while | <input type="checkbox"/> feet | <input type="checkbox"/> face |
| <input type="checkbox"/> between | <input type="checkbox"/> along | <input type="checkbox"/> car | <input type="checkbox"/> watch |
| <input type="checkbox"/> own | <input type="checkbox"/> might | <input type="checkbox"/> mile | <input type="checkbox"/> far |
| <input type="checkbox"/> below | <input type="checkbox"/> close | <input type="checkbox"/> night | <input type="checkbox"/> Indian |
| <input type="checkbox"/> country | <input type="checkbox"/> something | <input type="checkbox"/> walk | <input type="checkbox"/> real |
| <input type="checkbox"/> plant | <input type="checkbox"/> seem | <input type="checkbox"/> white | <input type="checkbox"/> almost |
| <input type="checkbox"/> last | <input type="checkbox"/> next | <input type="checkbox"/> sea | <input type="checkbox"/> let |
| <input type="checkbox"/> school | <input type="checkbox"/> hard | <input type="checkbox"/> began | <input type="checkbox"/> above |
| <input type="checkbox"/> father | <input type="checkbox"/> open | <input type="checkbox"/> grow | <input type="checkbox"/> girl |
| <input type="checkbox"/> keep | <input type="checkbox"/> example | <input type="checkbox"/> took | <input type="checkbox"/> sometimes |
| <input type="checkbox"/> tree | <input type="checkbox"/> begin | <input type="checkbox"/> river | <input type="checkbox"/> mountain |
| <input type="checkbox"/> never | <input type="checkbox"/> life | <input type="checkbox"/> four | <input type="checkbox"/> cut |
| <input type="checkbox"/> start | <input type="checkbox"/> always | <input type="checkbox"/> carry | <input type="checkbox"/> young |
| <input type="checkbox"/> city | <input type="checkbox"/> those | <input type="checkbox"/> state | <input type="checkbox"/> talk |
| <input type="checkbox"/> earth | <input type="checkbox"/> both | <input type="checkbox"/> once | <input type="checkbox"/> soon |
| <input type="checkbox"/> eye | <input type="checkbox"/> paper | <input type="checkbox"/> book | <input type="checkbox"/> list |
| <input type="checkbox"/> light | <input type="checkbox"/> together | <input type="checkbox"/> hear | <input type="checkbox"/> song |
| <input type="checkbox"/> thought | <input type="checkbox"/> got | <input type="checkbox"/> stop | <input type="checkbox"/> leave |
| <input type="checkbox"/> head | <input type="checkbox"/> group | <input type="checkbox"/> without | <input type="checkbox"/> family |
| <input type="checkbox"/> under | <input type="checkbox"/> often | <input type="checkbox"/> second | <input type="checkbox"/> body |
| <input type="checkbox"/> story | <input type="checkbox"/> run | <input type="checkbox"/> late | <input type="checkbox"/> music |
| <input type="checkbox"/> saw | <input type="checkbox"/> important | <input type="checkbox"/> miss | <input type="checkbox"/> color |

Fry's Frequently Used Words - Imagine Schools

Second Grade cont.

- | | | | |
|------------------------------------|-----------------------------------|----------------------------------|----------------------------------|
| <input type="checkbox"/> being | <input type="checkbox"/> order | <input type="checkbox"/> listen | <input type="checkbox"/> farm |
| <input type="checkbox"/> it's | <input type="checkbox"/> red | <input type="checkbox"/> wind | <input type="checkbox"/> pulled |
| <input type="checkbox"/> your | <input type="checkbox"/> door | <input type="checkbox"/> rock | <input type="checkbox"/> draw |
| <input type="checkbox"/> stand | <input type="checkbox"/> sure | <input type="checkbox"/> space | <input type="checkbox"/> voice |
| <input type="checkbox"/> sun | <input type="checkbox"/> become | <input type="checkbox"/> covered | <input type="checkbox"/> seen |
| <input type="checkbox"/> questions | <input type="checkbox"/> top | <input type="checkbox"/> fast | <input type="checkbox"/> cold |
| <input type="checkbox"/> fish | <input type="checkbox"/> ship | <input type="checkbox"/> several | <input type="checkbox"/> cried |
| <input type="checkbox"/> area | <input type="checkbox"/> across | <input type="checkbox"/> hold | <input type="checkbox"/> plan |
| <input type="checkbox"/> mark | <input type="checkbox"/> today | <input type="checkbox"/> himself | <input type="checkbox"/> notice |
| <input type="checkbox"/> dog | <input type="checkbox"/> during | <input type="checkbox"/> toward | <input type="checkbox"/> south |
| <input type="checkbox"/> horse | <input type="checkbox"/> short | <input type="checkbox"/> five | <input type="checkbox"/> sing |
| <input type="checkbox"/> birds | <input type="checkbox"/> better | <input type="checkbox"/> step | <input type="checkbox"/> war |
| <input type="checkbox"/> problem | <input type="checkbox"/> best | <input type="checkbox"/> morning | <input type="checkbox"/> ground |
| <input type="checkbox"/> complete | <input type="checkbox"/> however | <input type="checkbox"/> passed | <input type="checkbox"/> fall |
| <input type="checkbox"/> room | <input type="checkbox"/> low | <input type="checkbox"/> vowel | <input type="checkbox"/> king |
| <input type="checkbox"/> knew | <input type="checkbox"/> hours | <input type="checkbox"/> true | <input type="checkbox"/> town |
| <input type="checkbox"/> since | <input type="checkbox"/> black | <input type="checkbox"/> hundred | <input type="checkbox"/> I'll |
| <input type="checkbox"/> ever | <input type="checkbox"/> products | <input type="checkbox"/> against | <input type="checkbox"/> unit |
| <input type="checkbox"/> piece | <input type="checkbox"/> happened | <input type="checkbox"/> pattern | <input type="checkbox"/> figure |
| <input type="checkbox"/> told | <input type="checkbox"/> whole | <input type="checkbox"/> numeral | <input type="checkbox"/> certain |
| <input type="checkbox"/> usually | <input type="checkbox"/> measure | <input type="checkbox"/> table | <input type="checkbox"/> field |
| <input type="checkbox"/> didn't | <input type="checkbox"/> remember | <input type="checkbox"/> north | <input type="checkbox"/> travel |
| <input type="checkbox"/> friends | <input type="checkbox"/> early | <input type="checkbox"/> slowly | <input type="checkbox"/> wood |
| <input type="checkbox"/> easy | <input type="checkbox"/> waves | <input type="checkbox"/> money | <input type="checkbox"/> fire |
| <input type="checkbox"/> heard | <input type="checkbox"/> reached | <input type="checkbox"/> map | <input type="checkbox"/> upon |

Name _____

I Spy a Sentence

Color the stars that contains a complete sentence.

She played with her puppy.

played a fun game

It flew high

sat quietly reading a book

They danced and sang a song together.

We will go to see a movie today.

wrote a letter to me

It is very cold and raining outside.

The dog ran after the stick.

They played baseball at school.

had fun playing outside

I will call my friend on the phone.

Please show me your pretty picture.

saw a giant hole in the ground

washed the clothes

Name _____

Add an Ending!

Read each sentence fragment. Add an ending to each fragment to make it a complete sentence.

1. She ran _____

2. The cat sat _____

3. They played _____

4. Every day _____

5. We ate _____

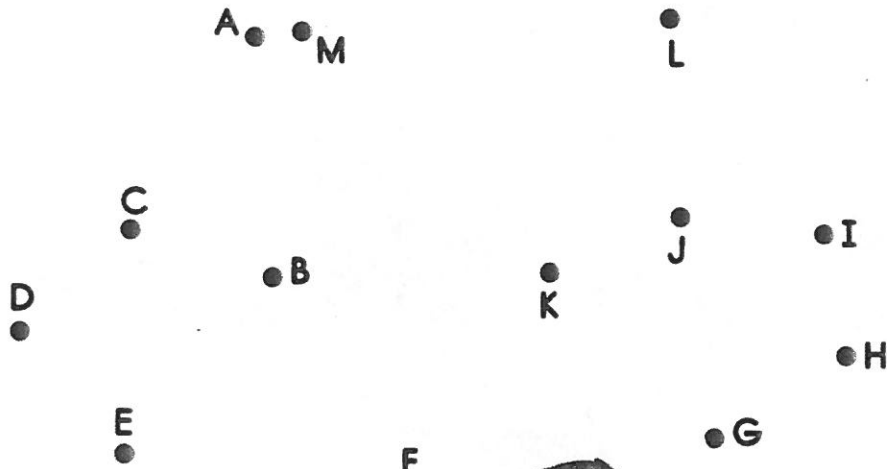
6. He was excited _____

7. Everyone saw _____

Hat Trick!

Help the monster find his hat!

Connect the dots from A to M.




Move It!

Help this girl get around!

Connect the letters in A-B-C order.

Start with the letter N.



Z

Y

X

W

N

O

P

Q

V

R


S

U

T


My Teacher is a Monster

The story by Peter Brown



Peter Brown


My Teacher is a MONSTER



Name: _____

Directions: Draw and label 3 things that Ms. Kirby and Bobby did at the park.

My Teacher is a MONSTER




Name: _____

Who were the characters?

Where is the setting?

What was your favorite part from the story?

My Teacher is a MONSTER



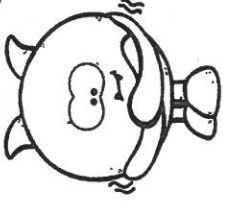
Name: _____

What happened in the beginning of the story?

What happened in the middle of the story?

What happened at the end of the story?

My Teacher is a MONSTER




Name: _____

Directions: Draw what your favorite part was from the story in the box and then write what it is on the lines.

TEEB's Busy Bees

My favorite part was _____

My Teacher is a MONSTER



Name: _____

Directions: In the story, Ms. Kirby and Bobby bonded over things they both liked to do. If you could spend a Saturday with your teacher, what would you do?


A large rectangular box with a solid black border, intended for the student to write their answer to the question.

RSB's Busy Bees

I would _____

A horizontal line for writing, located below the 'I would' prompt.

My Teacher is a MONSTER



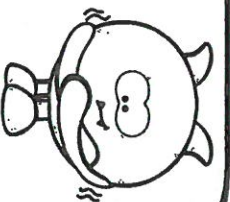
Name: _____

Directions: Bobby was headed to his favorite spot in the story when we saw Ms. Kirby. Where is your favorite spot to go and why?

REB's Busy Bees

My favorite spot to go is _____

My Teacher is a MONSTER



Name: _____

Directions: What one thing would you like to do in school that you are not allowed to do?

A large rectangular box for writing the answer to the question.


K&B's Busy Bees

I would like to _____

A horizontal line for writing the answer to the question.

Name: _____

My Teacher is a MONSTER



Word Search


m	s	p	a	r	k	n	e	a
s	a	y	r	m	q	a	c	i
a	o	s	c	d	u	c	k	r
t	n	h	a	t	a	o	d	p
u	r	e	k	m	c	e	r	l
r	e	r	s	a	k	h	n	a
d	d	o	n	u	y	s	m	n
a	k	t	o	e	u	t	k	e
y	a	m	o	n	s	t	e	r

Word Bank:

monster	duck	Saturday	airplane
park	hat	hero	quack

My Teacher is a MONSTER

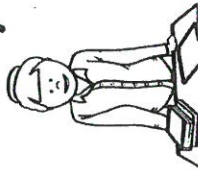
ABC Order




Name: _____

Directions: Write the words in ABC order

Ms. Kirby



monster

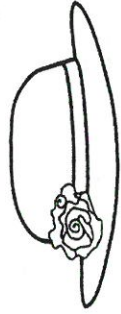


Bobby



1.	
2.	
3.	
4.	
5.	
6.	

hat




ducks



airplane



My Teacher is a MONSTER

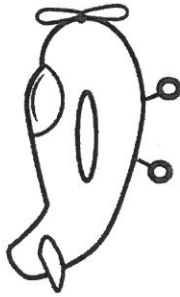
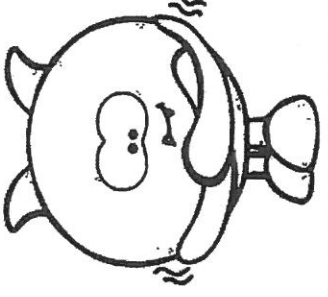
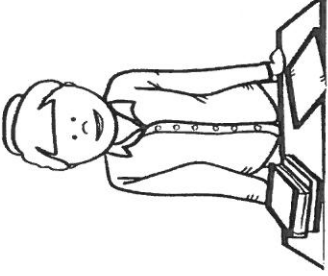
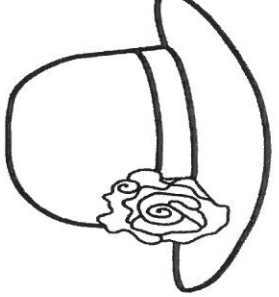



Ref B's Busy Bees

Name: _____

Directions: Put the sequence of events in order.

1st	2nd	3rd	4th	5th

				
---	---	--	---	---

Name: _____

Mixed Up and Fixed Up #29



Cut out the words at the bottom of the page and paste them in the correct order.

--	--	--	--	--	--

Write your sentence neatly.


Draw and color a picture to go with your sentence.

©2013 Learning With A Smile

grandpa	person.	is	kind	My	a
---------	---------	----	------	----	---

Count Dracula!

Fill in the missing numbers.
Go across and write the
numbers in order.




1		3	4			7	8	9	
	12	13			16			19	
21	22		24			27	28		
		33	34	35	36	37			40
	42			45			48	49	
51	52	53	54				58		60
	62				66	67		69	
71		73		75		77		79	
81	82	83					88		
	92			95		97			


Orange Trees


Write the number of oranges below each tree.

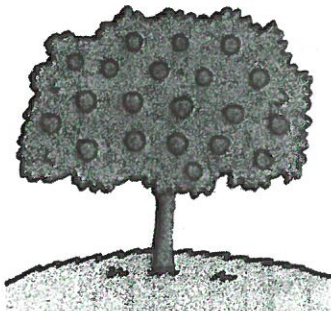
Say the numbers out loud.


You are counting by 5s!














Name: _____

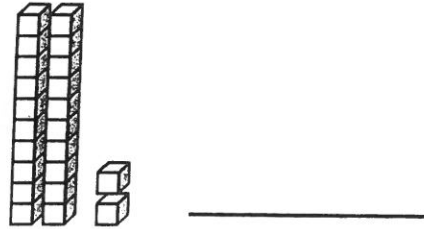
Place Value Blocks

Write each number in standard form.

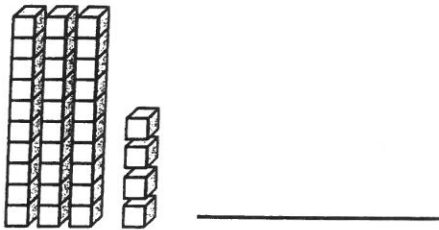
a.



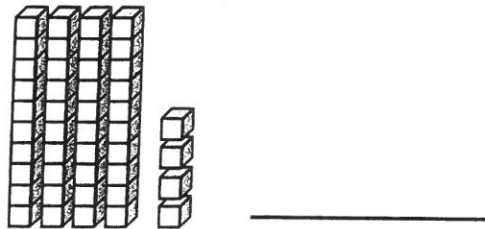
b.



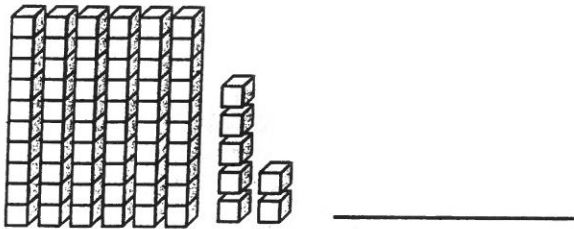
c.



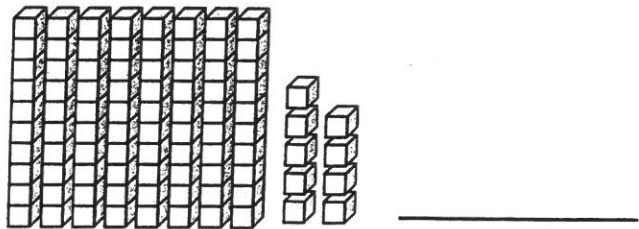
d.



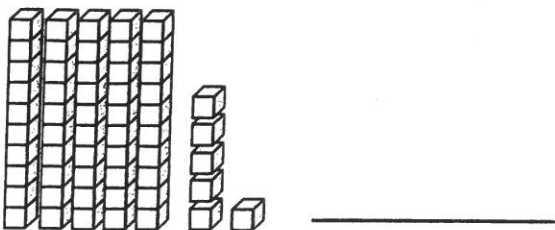
e.



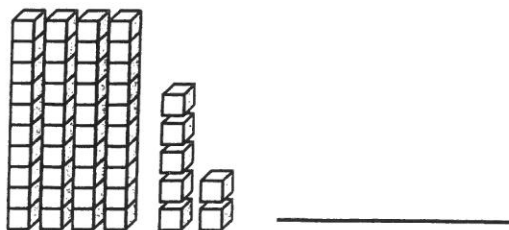
f.



g.



h.



Name: _____

Tens and Ones

a. $34 =$ _____ tens _____ ones

b. $72 =$ _____ tens _____ ones

c. $50 =$ _____ tens _____ ones

d. $69 =$ _____ tens _____ ones

e. $8 =$ _____ tens _____ ones

f. _____ = 2 tens 3 ones

g. _____ = 6 tens 0 ones

h. _____ = 0 tens 4 ones

i. _____ = 3 tens 1 ones



Name: _____

Digit Values

What is the value of the underlined digit?

34 - The value of the digit 3 is **3 tens**, or **30**.

67 - The value of the digit 7 is **7 ones**, or **7**.



Write the value of the underlined digit.

a. 72 - _____

b. 56 - _____

c. 91 - _____

d. 4 - _____

e. 89 - _____

f. 33 - _____

g. 52 - _____

h. 52 - _____


i. In the number 38, which digit has the largest value?

j. In the number 15, which digit has the smallest value?

Name: _____

Odd or Even?

Count the items. Tell whether there is an odd number or even number of each object.



How many? _____

Odd or even? _____



How many? _____

Odd or even? _____



How many? _____

Odd or even? _____



How many? _____

Odd or even? _____



How many? _____

Odd or even? _____



How many? _____

Odd or even? _____



How many? _____

Odd or even? _____

Name: _____

Date: _____

Second Grade

$$\begin{array}{r} 5 \\ + 9 \\ \hline \end{array}$$

$$\begin{array}{r} 3 \\ + 9 \\ \hline \end{array}$$

$$\begin{array}{r} 6 \\ + 3 \\ \hline \end{array}$$

$$\begin{array}{r} 10 \\ + 3 \\ \hline \end{array}$$

$$\begin{array}{r} 7 \\ + 3 \\ \hline \end{array}$$

$$\begin{array}{r} 7 \\ + 5 \\ \hline \end{array}$$

$$\begin{array}{r} 9 \\ + 5 \\ \hline \end{array}$$

$$\begin{array}{r} 5 \\ + 8 \\ \hline \end{array}$$

$$\begin{array}{r} 9 \\ + 3 \\ \hline \end{array}$$

$$\begin{array}{r} 9 \\ + 6 \\ \hline \end{array}$$

$$\begin{array}{r} 10 \\ + 5 \\ \hline \end{array}$$

$$\begin{array}{r} 3 \\ + 4 \\ \hline \end{array}$$

$$\begin{array}{r} 6 \\ + 6 \\ \hline \end{array}$$

$$\begin{array}{r} 9 \\ + 7 \\ \hline \end{array}$$

$$\begin{array}{r} 8 \\ + 7 \\ \hline \end{array}$$

$$\begin{array}{r} 9 \\ + 10 \\ \hline \end{array}$$

$$\begin{array}{r} 4 \\ + 4 \\ \hline \end{array}$$

$$\begin{array}{r} 2 \\ + 5 \\ \hline \end{array}$$

$$\begin{array}{r} 3 \\ + 2 \\ \hline \end{array}$$

$$\begin{array}{r} 4 \\ + 5 \\ \hline \end{array}$$

$$\begin{array}{r} 5 \\ + 6 \\ \hline \end{array}$$

$$\begin{array}{r} 5 \\ + 5 \\ \hline \end{array}$$

$$\begin{array}{r} 5 \\ + 3 \\ \hline \end{array}$$

$$\begin{array}{r} 10 \\ + 7 \\ \hline \end{array}$$

$$\begin{array}{r} 10 \\ + 4 \\ \hline \end{array}$$

$$\begin{array}{r} 4 \\ + 3 \\ \hline \end{array}$$

$$\begin{array}{r} 6 \\ + 7 \\ \hline \end{array}$$

$$\begin{array}{r} 9 \\ + 9 \\ \hline \end{array}$$

$$\begin{array}{r} 4 \\ + 6 \\ \hline \end{array}$$

$$\begin{array}{r} 7 \\ + 10 \\ \hline \end{array}$$

$$\begin{array}{r} 5 \\ + 7 \\ \hline \end{array}$$

$$\begin{array}{r} 4 \\ + 2 \\ \hline \end{array}$$

$$\begin{array}{r} 8 \\ + 6 \\ \hline \end{array}$$

$$\begin{array}{r} 3 \\ + 6 \\ \hline \end{array}$$

$$\begin{array}{r} 8 \\ + 9 \\ \hline \end{array}$$

$$\begin{array}{r} 8 \\ + 4 \\ \hline \end{array}$$

$$\begin{array}{r} 5 \\ + 4 \\ \hline \end{array}$$

$$\begin{array}{r} 9 \\ + 8 \\ \hline \end{array}$$

$$\begin{array}{r} 6 \\ + 8 \\ \hline \end{array}$$

$$\begin{array}{r} 2 \\ + 3 \\ \hline \end{array}$$

$$\begin{array}{r} 10 \\ + 9 \\ \hline \end{array}$$

$$\begin{array}{r} 2 \\ + 2 \\ \hline \end{array}$$

$$\begin{array}{r} 2 \\ + 4 \\ \hline \end{array}$$

$$\begin{array}{r} 3 \\ + 5 \\ \hline \end{array}$$

$$\begin{array}{r} 6 \\ + 4 \\ \hline \end{array}$$

$$\begin{array}{r} 2 \\ + 8 \\ \hline \end{array}$$

$$\begin{array}{r} 2 \\ + 7 \\ \hline \end{array}$$

$$\begin{array}{r} 9 \\ + 4 \\ \hline \end{array}$$

$$\begin{array}{r} 4 \\ + 9 \\ \hline \end{array}$$

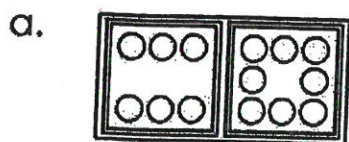
$$\begin{array}{r} 5 \\ + 2 \\ \hline \end{array}$$

Time: _____ minutes **Score:** _____ out of 50


Name: _____

Add with Dominoes

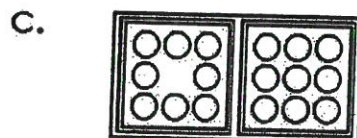
Sums up to 18




6 + 8 = 14



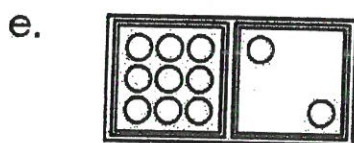
___ + ___ = ___




___ + ___ = ___



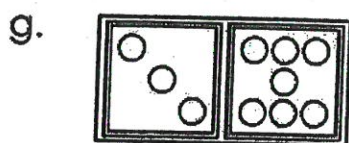
___ + ___ = ___




___ + ___ = ___



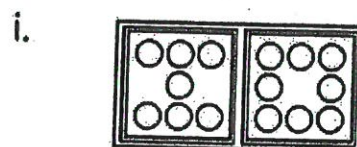
___ + ___ = ___



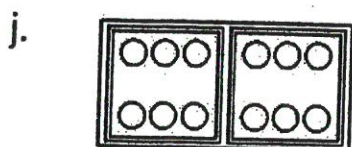
___ + ___ = ___



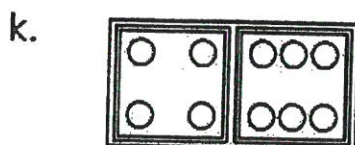
___ + ___ = ___




___ + ___ = ___



___ + ___ = ___



___ + ___ = ___



___ + ___ = ___

Name: _____

Score: _____ out of 39

Time: _____ minutes


Addition & Subtraction

a.
$$\begin{array}{r} 14 \\ - 5 \\ \hline \end{array}$$

$$\begin{array}{r} 10 \\ + 7 \\ \hline \end{array}$$

$$\begin{array}{r} 9 \\ + 5 \\ \hline \end{array}$$

$$\begin{array}{r} 8 \\ - 3 \\ \hline \end{array}$$



b.
$$\begin{array}{r} 8 \\ + 4 \\ \hline \end{array}$$

$$\begin{array}{r} 12 \\ - 8 \\ \hline \end{array}$$

$$\begin{array}{r} 7 \\ + 9 \\ \hline \end{array}$$

$$\begin{array}{r} 8 \\ + 8 \\ \hline \end{array}$$

c.
$$\begin{array}{r} 10 \\ - 9 \\ \hline \end{array}$$

$$\begin{array}{r} 4 \\ + 7 \\ \hline \end{array}$$

$$\begin{array}{r} 8 \\ - 2 \\ \hline \end{array}$$

$$\begin{array}{r} 12 \\ - 4 \\ \hline \end{array}$$

$$\begin{array}{r} 4 \\ + 9 \\ \hline \end{array}$$

$$\begin{array}{r} 15 \\ - 7 \\ \hline \end{array}$$

$$\begin{array}{r} 18 \\ - 9 \\ \hline \end{array}$$

d.
$$\begin{array}{r} 11 \\ - 7 \\ \hline \end{array}$$

$$\begin{array}{r} 6 \\ + 7 \\ \hline \end{array}$$

$$\begin{array}{r} 3 \\ + 3 \\ \hline \end{array}$$

$$\begin{array}{r} 8 \\ + 9 \\ \hline \end{array}$$

$$\begin{array}{r} 20 \\ - 10 \\ \hline \end{array}$$

$$\begin{array}{r} 6 \\ + 9 \\ \hline \end{array}$$

$$\begin{array}{r} 15 \\ - 9 \\ \hline \end{array}$$

e.
$$\begin{array}{r} 1 \\ - 0 \\ \hline \end{array}$$

$$\begin{array}{r} 10 \\ - 4 \\ \hline \end{array}$$

$$\begin{array}{r} 10 \\ + 5 \\ \hline \end{array}$$

$$\begin{array}{r} 13 \\ - 8 \\ \hline \end{array}$$

$$\begin{array}{r} 17 \\ - 9 \\ \hline \end{array}$$


$$\begin{array}{r} 6 \\ - 6 \\ \hline \end{array}$$

$$\begin{array}{r} 9 \\ + 7 \\ \hline \end{array}$$

$$\begin{array}{r} 16 \\ - 8 \\ \hline \end{array}$$

$$\begin{array}{r} 17 \\ - 7 \\ \hline \end{array}$$

$$\begin{array}{r} 2 \\ + 2 \\ \hline \end{array}$$



$$\begin{array}{r} 10 \\ + 3 \\ \hline \end{array}$$

$$\begin{array}{r} 12 \\ - 5 \\ \hline \end{array}$$

$$\begin{array}{r} 10 \\ - 10 \\ \hline \end{array}$$

$$\begin{array}{r} 7 \\ + 7 \\ \hline \end{array}$$

$$\begin{array}{r} 10 \\ + 10 \\ \hline \end{array}$$

$$\begin{array}{r} 6 \\ + 5 \\ \hline \end{array}$$

$$\begin{array}{r} 3 \\ - 2 \\ \hline \end{array}$$

Name: _____

Score: _____ out of 43

Time: _____ minutes

Subtraction

a. 20 16 19 9 13
 - 10 - 9 - 9 - 6 - 10



b. 8 17 19 15 5 6 11
 - 4 - 8 - 10 - 6 - 5 - 3 - 4

c. 18 10 12 8 14 13 18
 - 8 - 5 - 4 - 6 - 8 - 6 - 9

d. 7 11 18 14 15 5 1
 - 2 - 8 - 10 - 5 - 6 - 4 - 0

e. 11 12 13 14 9 14 11
 - 9 - 6 - 9 - 9 - 4 - 7 - 2

f. 14 13 5
 - 4 - 7 - 2



 12 7
 - 5 - 4

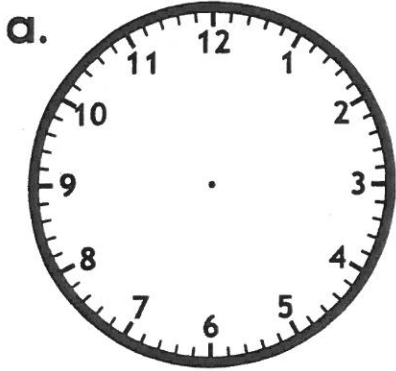
g. 16 11 17
 - 8 - 5 - 9

 10 4
 - 3 - 2

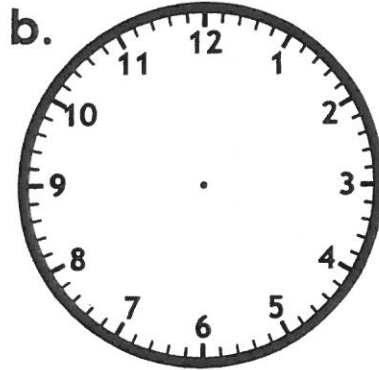
Name: _____

Telling Time

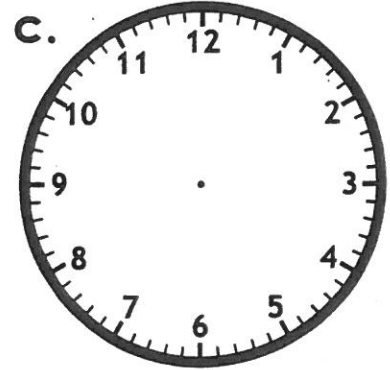
Draw the hands on the clock to show the time.



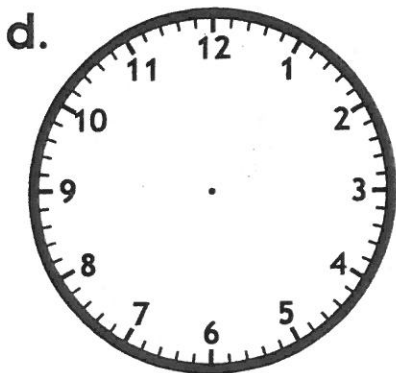
3:00



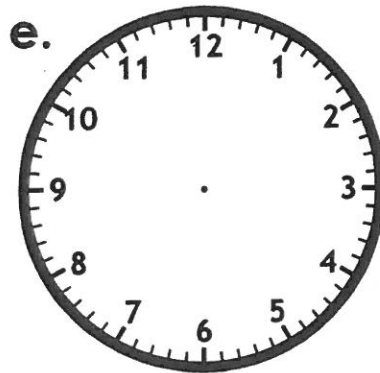
6:00



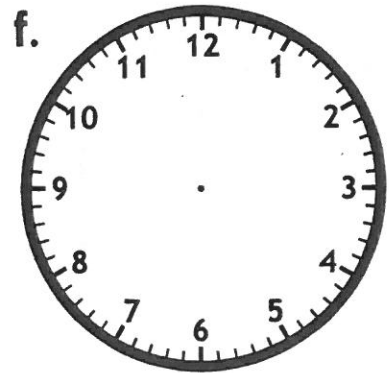
10:00



1:00



8:00





12:00

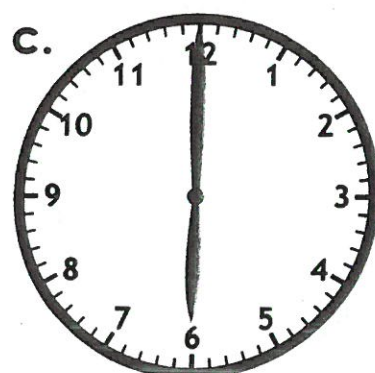
Name: _____

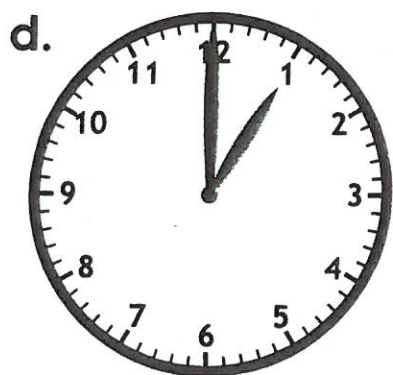
Telling Time


Write the time shown.














RL3 Analyze how and why individuals, events, or ideas develop and interact over the course of a text.

describe
character 1

describe
character 2

compare & contrast

similarities

Lined writing area for character descriptions and comparison.

Names: _____

Collaborative Group 3

Beginning, Middle & End

Read a book of your choice.

After reading a story, fill in each box below.

Book Title:

Characters & Setting

Beginning

Middle

End

This story made me think of:

Names: _____

Collaborative Group 2

Beginning, Middle & End

Read any book of your choice.
After reading a story, fill in each box below.

Book Title:

Beginning

Who is the main character? When and where does the story take place?

Middle

What happens to the character? What is character's reaction to this challenge?

End

What is the solution and the final outcome in this story?



I CAN RETELL A STORY USING A STORY MAP ORGANIZER

